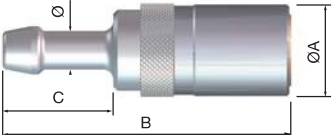
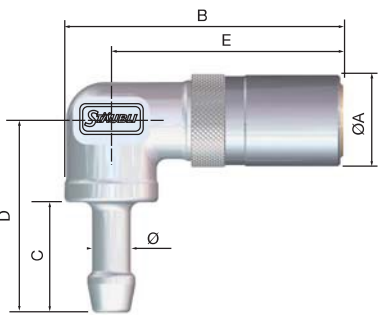
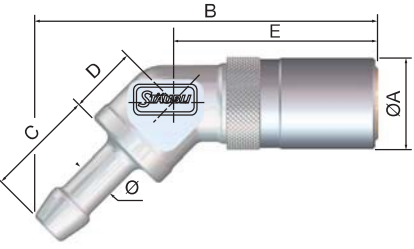
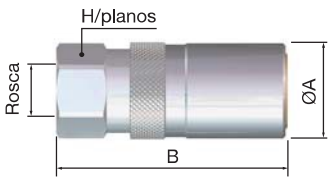
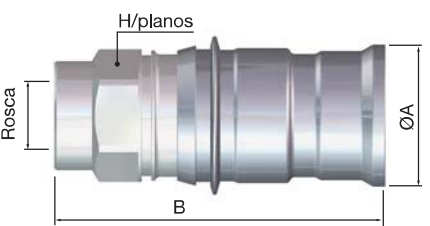
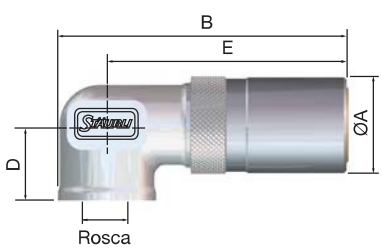
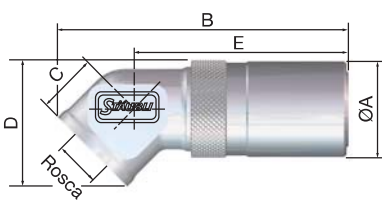


Referências

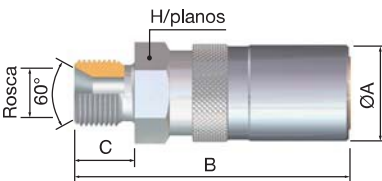





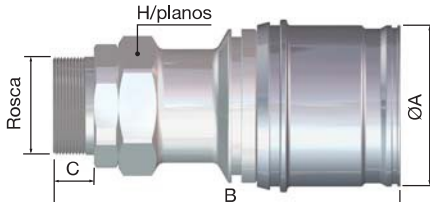
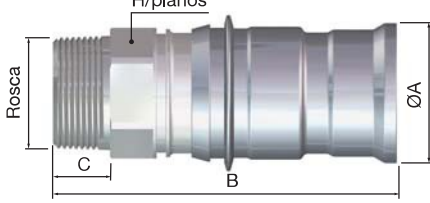
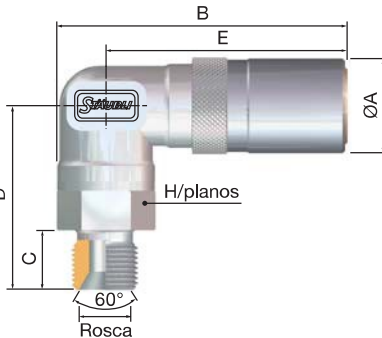



Engates


Designação	Modelo	Dimensões (mm)						Referências
		Ø	ØA	B	C	D	E	
1. Engates valvulados para mangueira de borracha  <p>Ø = diâmetro interno do tubo (mm)</p>	RMI 06	8	19	60	23			RMI 06.1808/JV
	RMI 09	12	25	68	28			RMI 09.1812/JV
	RMI 12	16	31	82	28			RMI 12.1816/JV
	RMI 16	19	38	108,5	33			RMI 16.1819/JV
2. Engates valvulados a 90° para mangueiras de borracha  <p>Ø = diâmetro interno do tubo (mm)</p>	RMI 06	8	19	57,5	23	40	48	RMI 06.1808/JV/RE
	RMI 09	10	25	65,5	23	47	54,5	RMI 09.1810/JV/RE
		12	25	65,5	28	55	54,5	RMI 09.1812/JV/RE
3. Engates valvulados a 135° para mangueiras de borracha  <p>Ø = diâmetro interno do tubo (mm)</p>	RMI 06	8	19	71,5	23	14	42,5	RMI 06.1808/JV/RO

Designação	Modelo	Dimensões (mm)							Referências	
		Rosca	ØA	B	C	H/planos	D	E		
4. Engates valvulados, rosca fêmea 	RMI 06	G 1/4	19	46		17			RMI 06.1101/JV	
		NPT 1/4	19	45		17			RMI 06.1201/JV	
	RMI 09	G 3/8	25	53,5		22			RMI 09.1102/JV	
		NPT 3/8	25	51,5		22			RMI 09.1202/JV	
	RMI 12	G 1/2	31	67		27			RMI 12.1103/JV	
		NPT 1/2	31	65		27			RMI 12.1203/JV	
	RMI 16	G 3/4	38	90,5		35			RMI 16.1104/JV	
		NPT 3/4	38	88,5		35			RMI 16.1204/JV	
		RMI 20	G 3/4	53	119,5		42		RMI 20.1104/EA/JV	
			G 1	53	119,5		42		RMI 20.1105/EA/JV	
		RMI 25	NPT 1	53	119,5		42		RMI 20.1205/EA/JV	
			G 1	60	140		50		RMI 25.1105/EA/JV	
RMI 25	NPT 1 1/4	60	137		50			RMI 25.1206/EA/JV		
	RMI 37	G 2	105	139,5		75			RMI 37.1108/EA/JV	
NPT 2		105	172		75			RMI 37.1208/EA/JV		
5. Engates valvulados a 90°, rosca fêmea 	RMI 06	G 1/4	19	57,5			15	48	RMI 06.1101/JV/RE	
		NPT 1/4	19	57,5				15	48	RMI 06.1201/JV/RE
	RMI 09	G 3/8	25	65,5				20	54,5	RMI 09.1102/JV/RE
		NPT 3/8	25	65,5				20	54	RMI 09.1202/JV/RE
	RMI 12	G 1/2	31	81,5				25	68	RMI 12.1103/JV/RE
		NPT 1/2	31	81,5				25	67	RMI 12.1203/JV/RE
6. Engates valvulados a 135°, rosca fêmea 	RMI 06	G 1/4	19	58	12		25	42,5	RMI 06.1101/JV/RO	

Referências

Engates

Designação	Modelo	Dimensões (mm)							KES	Referências
		Rosca	ØA	B	C	H/planos	D	E		
7. Engates valvulados, rosca macho BSP cônica a 60° 	RMI 06	G 1/4	19	55	12	17				RMI 06.1151/JV
	RMI 09	G 3/8	25	61	12	22				RMI 09.1152/JV
	RMI 12	G 1/2	31	72	14	27				RMI 12.1153/JV
	RMI 16	G 3/4	38	90,5	16	35				RMI 16.1154/JV
	RMI 20	G 1	53	131,5	20	42				RMI 20.1155/EA/JV
	RMI 25	G 1 1/4	60	144	21	50			vedação frontal	RMI 25.1156/EA/JV
8. Engates valvulados, rosca macho BSP 	RMI 37	G 1 1/2	105	208	21	70				RMI 37.1157/EA/JV
		G 2	105	212	25	70				RMI 37.1158/EA/JV
9. Engates valvulados, rosca macho NPT 	RMI 25	NPT 1 1/2	60	147,5	24,5	50				RMI 25.1257/EA/JV
	RMI 37	NPT 1 1/2	105	211	24,5	70				RMI 37.1257/EA/JV
		NPT 2	105	212	25,5	70				RMI 37.1258/EA/JV
	10. Engates valvulados a 90°, rosca macho BSP cônica a 60° 	RMI 06	G 1/4	19	58	11	17	34	48	
RMI 09		G 3/8	25	66,5	12	21	40	54,5		RMI 09.1152/JV/RE
RMI 12		G 1/2	31	81,5	14	27	47	68		RMI 12.1153/JV/RE

 Kit de vedação para conexões rosca macho BSP: veja referências na página 13